

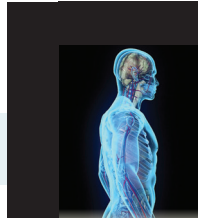
# Contents

<i>What's New in ROAMS 15<sup>th</sup> Edition?</i> .....	<i>i</i>
<i>Acknowledgements</i> .....	<i>xi</i>
<i>How to Prepare for PGME?</i> .....	<i>xv</i>

## CHAPTER 1 Anatomy

1

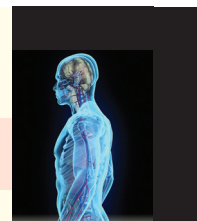
1.1 Historical Aspects	2
1.2 Anatomical Values	2
1.3 Anatomy Basics	3
Dangerous Areas in the Body	3
Structures Forming Various Bed	5
Important Anatomical Barriers	5
1.4 Blood Vessels	6
Source of Hemorrhage/Bleeding in	6
Preferred Vascular Sites	6
Arteries of Upper Limb	7
Arteries of Lower Limb	9
Coeliac Trunk	10
Veins: Important Points	11
Capillaries	12
Anastomosis	13
1.5 Lymphatics	13
Lymphatic Drainage	13
1.6 Nerves	14
Nerves in Relation to Humerus	14
Sciatic Nerve	18
Femoral Nerve	19
Deep Peroneal Nerve	19
Named Nerves	21
Imp Sensory Nerves	22
Some Important Mononeuropathies	27
1.7 Osteology (Bones & Joints)	27
Bones	27
Appearance of Ossification Centers	28
Ossification at Elbow	29
Ossification of Carpal Bones	29
Bone Formation/Ossification	30
Structure of Bone	30
Sesamoid Bones	31
Peculiarities of Long Bones	31
Peculiarities of Clavicle	31
Cartilage	31
Joints	32
Shoulder (Glenohumeral) Joint	32
Joints of the Foot	33
Arches of the Foot	35
1.8 Ligaments, Tendons, Triangles, Angles	35
Ligaments	35
Tendons	36
Triangles ( $\Delta$ )	36
Angles	38
1.9 Muscles	38
Muscles with Dual Nerve Supply	38
Muscle of Mastication	39
Types of Muscles	39
Attachment Over Bones	43
1.10 Fascia	45
1.11 Glands & Ganglia	46
Salivary Glands	46
Ganglia of Head & Neck	47
1.12 Foramina/Canals	48
1.13 Brain	50
Parts of Brain	50
White Matter of Cerebrum	52
Internal Capsule	53
Thalamus	53
Arteries of Brain & Effects of Lesion	53
1.14 Orbit	54
1.15 Spine	55
1.16 Face	57
1.17 Oral Cavity	57
Palatine/ Facial Tonsil	57
Teeth	57
Tongue	58
Palate	59
1.18 Neck	60
Triangles of Neck	60
Thyroid Gland	60
1.19 Thymus	61
1.20 Esophagus	61
1.21 Thorax	61
Lungs	61
Ribs & Intercostal Spaces	63
Trachea	64
Breast	64
1.22 Diaphragm	64
1.23 Heart	65
Arterial Supply of Heart	67
Venous Drainage of Heart	67
Aorta	71
1.24 Upper Limb	71
Brachial Plexus Injury	71



- Cubital Fossa 73
- Palmar Arches 73
- Anatomical Snuff Box 73
- 1.25 Git & Abdomen 74
  - Peritoneum 75
  - Mesentery 76
  - Stomach 76
  - Duodenum 76
  - Liver 77
  - Portal Venous System 77
  - Gallbladder 78
  - Spleen 78
  - Pancreas 78
  - Appendix 79
  - Rectum 79
  - Anal Canal 80
  - Umbilicus 81
- 1.26 Inguinal Region 81
  - Kub Region 83
  - Kidney 83
  - Adrenal Glands 83
  - Ureter 83
  - Urinary Bladder 84
  - Prostate 84
  - Urethra 85
- 1.27 Perineal Region 86
  - Perineal Body 86
  - Perineal Pouch/Spaces 86
  - Vagina 86
  - Uterus 87
  - Fallopian Tube (Uterine Tubes/Oviducts) 87
  - Testes 87
- 1.28 Gluteal Region 88
- 1.29 Lower Limb 88
- 1.30 Histology 89
  - Epithelium 89
  - Important Histological Structures 91
  - Skin Glands 92
- 1.31 Embryology 92
  - 3 Germ Layers & Developmental Tree 93
  - Neural Tube (NT) 97
  - Development of CVS 98
  - Derivatives of Mesentery of Foregut 100
  - Development of Face, Lip & Palate 101
  - Neural Crest Derivatives 102
  - Development of Kidney 102
  - Derivatives of Urogenital Primordia 104
  - Derivatives of Undifferentiated Gonads/Related Structures 106
  - Imp. Derivatives of 3 Germ Layers 107
  - Branchial/ Pharyngeal Apparatus 108
  - Branchial/Pharyngeal Arches 108
- 1.32 Laryngeal Cartilages 109
- 1.33 Procedures 109
- 1.34 Vertebral Levels 110

**CHAPTER 2 Physiology 117**

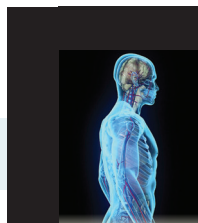
- 2.1 Cellular Physiology 118
  - Cell Cycle 118
  - Cell Division 119
  - Cell Membrane 120
  - Intercellular Connections 120
  - Extracellular Matrix (ECM) 121
  - Cytoskeleton of a Cell 122
  - Cellular Organelles 123
- 2.2 Physiology Basics 125
  - ESR and BMR 125
  - Feedback Mechanisms 126
  - Body Fluids 126
  - Physiological Property of Membranes 126
  - Distribution of Ions in the Body 127
- 2.3 Transport Across Cell Membrane 128
  - Exocytosis Vs. Endocytosis 129
  - Channels 129
  - Distribution of Body Water 129
  - Buffers in the Body 130
  - To Summarize 130
- 2.4 Plasma 131
  - Physiological Properties of Solution 131
  - Plasma Proteins 131
  - Acute Phase Proteins 132
- 2.5 Neurophysiology 133
  - Voltage Gated Channels 133
- 2.6 Muscle Physiology 137
  - M/S Proteins 137
  - Reflexes on the Basis of Number of Synapse 142
  - Muscle Spindle 142
  - Motor Unit 143
- 2.7 Nervous System 144
  - Blood Brain Barrier (BBB) 144
  - Sensory Spinal Tracts (Ascending Tracts) 144
  - Motor Tracts (Descending Tracts) 145
  - Sleep Waves 147
  - Motor Disorders 149
  - Basal Ganglia (Basal Nuclei) 149
  - Hypothalamus 150
  - Cerebellum 152
  - Autonomic Nervous System 152
  - Neurotransmitters (NT) 153
  - Types of Inhibition 154
  - Receptors 154
  - Pain Pathway 156
  - Laws Related to Sensory Physiology 156
  - Levels of Motor Integration 156
- 2.8 CVS 158
  - Baroreceptors & Chemoreceptors 158
  - Reflexes 160
  - Cardiac Fibres 160
  - N/S of Heart 162
  - Jugular Venous Pulse (JVP) 163
  - Cardiac Cycle 163
  - JVP 164
  - Heart Sounds 164



- Blood Pressure (BP) 165
- Cardiac Output (CO) 166
- Exercise Physiology 167
- 2.9 Haemodynamics 168
  - Viscosity 168
  - Blood Flow 168
  - Cerebral Blood Flow (CBF) 170
- 2.10 Respiratory System 171
  - Characteristic of Pulmonary Circulation 171
  - Surfactant 172
  - Lung Volumes and Spirometry 173
  - Airflow/Airway Resistance 174
  - Oxygen Therapy 176
  - Oxygen Hb Dissociation Curve (ODC) 177
  - Nitrogen Narcosis 178
  - CO<sub>2</sub> Narcosis 179
  - Decompression Sickness/Caisson's Disease 179
  - Acclimatization to High Altitude 179
  - Neural Control: Respiratory Centers 179
- 2.11 GIT and Liver 181
  - Appetite 181
  - Absorption 181
  - Gastric Emptying 185
  - Gastrointestinal Motility 185
  - Factors Affecting 186
  - Bile 187
  - Pancreatic Secretions 187
  - Bilirubin Metabolism & Jaundice 188
  - Hormonal Control of GIT 189
- 2.12 Kidney and Urinary Tract 190
  - Fetal Excretory System 190
  - Anatomical and Physiological Consideration 190
  - Renal Glomerulus 190
  - Parts of Renal Tubule 191
  - GFR 192
  - Clearance 193
  - Renal Handling of Substances 196
- 2.13 Reproductive System 197
  - Sertoli Cells 197
  - Oogenesis 197
  - Spermatogenesis 198
  - Male Reproductive Organs 199
  - Sequence of Pubertal Events 200
- 2.14 Miscellaneous 201

**CHAPTER 3 Biochemistry**

- 3.1 Amino Acids 206
  - Structure Based Classification 207
  - General Consideration 207
  - Amino Acids Required for Sp. Products 209
  - Important Peptides/Polypeptides 210
  - Glutathione 210
  - Chaperones 210
- 3.2 Proteins 211
  - Classification 211
  - Structure of Proteins 211
  - Separation & Purification of Proteins 214
  - Chromatography 214
  - Collagen 215
  - Elastin 215
  - Keratin 215
  - Ubiquitin 215
- 3.3 Metabolism 216
  - Metabolism in Starvation 216
  - Metabolism in Well Fed/Absorptive Phase 217
  - Ketosis 217
  - Metabolic Adaptations in Alcoholics 217
  - Glycolysis/EMP 217
  - TCA Cycle (Kreb's or Citric Acid Cycle) 219
  - Integration of Metabolism 222
  - HMP Shunt 223
  - Metabolic Pathways in Various States 224
  - Insulin 225
  - GLUT (Glucose Transporters) 225
  - Glycogen Metabolism 225
  - Muscles, Adipose Tissue & Liver 226
  - Cyclic AMP 226
  - Some Important Inhibitors 228
  - Rate Limiting Steps/Key Enzymes 228
  - Urea Cycle (Krebs Henseleit Cycle) 229
  - Human Plasma Lipoproteins 231
  - Hyper Lipoproteinemias 231
  - Purine and Pyrimidine Biosynthesis 232
  - Glycosylation 232
- 3.4 Metabolism of Lipids/Fats 233
  - Fatty Acid Oxidation 234
  - Some Inborn Errors of Metabolism (IEM) 238
- 3.5 Carbohydrates 239
  - Monosaccharides (Reducing Sugars) 239
  - Disaccharides 239
  - Polysaccharides 240
  - Glycosaaminoglycans (GAGS) 240
- 3.6 Metabolic Disorders 241
  - Phenylketonuria 241
  - Alkaptonuria 241
  - Tyrosinemia 242
  - Other Important IEM 242
- 3.7 Biochemical Tests 244
  - Urinary Tests 244
- 3.8 Lysosomal Storage Disorders 244
- 3.9 Cellular Biochemistry 246
  - Biomembrane Characteristics 246
- 3.10 Red Cells (RBCs) 247
- 3.11 Enzymes 247
  - Definitions 247
  - Enzyme Inhibition 248
- 3.12 Detoxification/Xenobiotics 250
- 3.13 Hemoglobin (Hb) 251
  - Porphyria 253
- 3.14 Vitamins 253
  - Vitamins : Summary 254
- 3.15 Minerals 260
  - Micro-Nutrients/Minerals/Trace Elements 260
- 3.16 Hormones 261
  - Micro & Macronutrients: Summary (ICMR 2010) 262



**CHAPTER 4** **Genetics** **267**

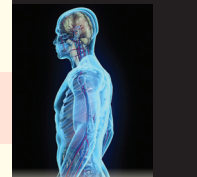
XX

CONTENTS

- 4.1 Historical Aspects 268
- 4.2 Nucleic Acids 268
  - Purines & Pyrimidines 268
  - DNA 269
- 4.3 DNA Synthesis 269
  - Chromosomal (DNA) Replication 269
  - DNA Replication 272
- 4.4 Protein Synthesis 272
  - Central Dogma of Molecular Biology 272
  - Transcription 273
  - Post Transcriptional Modifications 273
  - Codons/Genetic Codes 274
  - Translation 275
  - Major Classes of RNAs 275
  - Histone 276
  - Diseases Due to DNA Defects 276
- 4.5 Chromosomes 277
  - Chromosomal Associations 278
  - Chromosomal Aberrations 279
  - Cytogenetic Disorders Chromosomal Analysis 280
  - Cytogenetic Techniques 280
- 4.6 Genetic Basis of Diseases 281
  - Prenatal Diagnosis 281
  - Mendelian Inheritance 281
  - Exception to Simple Mendelian Inheritance 284
  - Genetic Terminology 285
- 4.7 Bacterial Genetics 286
- 4.8 Recombinant DNA Technology 287
  - DNA Amplification Techniques 289
- 4.9 Gene Therapy 289
- 4.10 Other Important Points 290
  - Glossary 290
  - Pedigree Symbols 291
  - Inborn Error of Metabolisms (IEMS) 292

**CHAPTER 5** **Pathology** **295**

- 5.1 Pathology Basics 296
  - Various "Bodies" 296
  - Important Rosettes 297
  - Some Important Cells 297
  - Important Named Cells 298
  - Important Stains 298
- 5.2 Cellular Pathology 300
  - Respiratory Burst 300
  - Neutrophilic Granules 301
  - Cell Injury 301
  - Apoptosis 302
  - Pyroptosis vs Necroptosis 303
  - Cell Necrosis 304
  - Pathological Calcification 304
  - Ageing 304
  - Cellular/Tissue Adaptations 305
- 5.3 Amyloidosis 305
  - Classification of Amyloidosis 306
- 5.4 Vascular Stasis 307
  - Chronic Venous Congestions (CVC) 307
  - Thrombi 307
  - Infarcts 308
  - Ischemia 308
- 5.5 Inflammation and Healing 309
  - Acute Inflammation 309
  - Chronic Inflammation 310
  - Anaphylaxis 311
- 5.6 Wound Healing 311
  - Growth Factors 312
- 5.7 Infections 313
- 5.8 CNS 313
  - Berry's Aneurysm 314
  - Hypertensive Bleed 314
  - Lacunar Infarcts 314
- 5.9 Diseases of Vessels 315
  - Chapel Hill Nomenclature of Vasculitides 315
  - Major Vasculitides 316
  - Kawasaki Disease 316
  - Atherosclerosis 317
  - Abdominal Aortic Aneurysm 317
- 5.10 CVS 318
  - Ischemic Myocytes 318
  - Infective Endocarditis (IE) 319
  - Cardiac Tumours 320
  - Pericarditis 320
- 5.11 Respiratory System 321
  - Sarcoidosis 321
  - Bronchial Asthma 321
  - Chronic Bronchitis 321
  - Emphysema 321
- 5.12 GIT & Liver 321
  - Steatosis 322
  - Fatty Liver 323
  - Cirrhosis of Liver: Types 324
  - NCPF (Non Cirrhotic Portal Fibrosis) 324
- 5.13 Kidney and Gut 324
  - Glomerulonephritis 324
  - Kidney in Hypertension 327
  - Acute Tubular Necrosis 328
  - Renal Papillary Necrosis 328
- 5.14 Points of Special Mention 329
  - Characteristic Pathological Findings 329
  - CRISPR 329

**CHAPTER 6 Immunology****333**

- 6.1 Immunity 334
  - Innate vs Adaptive Immunity 334
- 6.2 Immune Cells 334
  - T Cells & B-Cells 334
- 6.3 Antigenes 338
- 6.4 Antibodies/Immunoglobulins 339
  - Antibodies 339
  - Immunoglobulins (Ig) 340
- 6.5 Complements 342
- 6.6 Chemokines 342
  - Important Interleukins/Cytokines 343
  - Interferons 343
- 6.7 CD Markers 344
  - Important Surface Antigens/CDS on Cells 344
- 6.8 MHC Antigens & HLA 345
  - Major Histocompatibility (MHC) Antigens (HLA System) 345
  - Some Imp. HLA/Associations 345
- 6.9 Hypersensitivity 346
- 6.10 Immunodeficiency Diseases 347
  - Imp 1° Immunodeficiency Syndromes 348
- 6.11 Organ Transplantation 349
  - Organ Transplantation & Grafts 349
- 6.12 Thymus 351
- 6.13 Miscellaneous Points 351

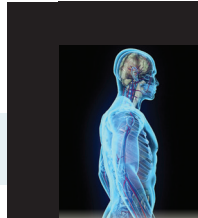
xxi

R  
O  
A  
M  
S**CHAPTER 7 Microbiology****355**

- 7.1 Sterilization 356
  - Sterilization by Dry Heat 356
  - Sterilization by Moist Heat 356
  - Sterilization by Gases/Other Methods 357
  - Chlorination 358
  - Efficacy of Disinfection 358
- 7.2 Protista 359
- 7.3 Bacteriology 359
  - Historical Aspect 359
  - Microscopes 359
  - General Overview 360
  - Motility of Bacteria 361
  - Bacterial Media 363
  - Numerically Named Diseases 364
  - Imp. Fevers 364
  - Bacterial Toxins 365
  - Staphylococci 369
  - Streptococci 371
  - Clostridia 371
  - Bacterial Flora 373
  - Plague 373
  - Cat Scratch Disease 373
  - Bacillary Angiomatosis 373
  - Leptospirosis (Weil's Disease) 373
  - Spirochaetes 374
  - Vibrio 374
  - Atypical Mycobacteria 374
- Bacteria at A Glance 375
- Mycobacterium Tuberculosis 381
- Nosocomial Infection 381
- Rickettsia 382
- Salmonella 382
- Shigella 383
- Enterobacteria 384
- Anthrax 384
- Mycoplasma 384
- Neisseria Gonorrhoeae 385
- Chlamydia 385
- Actinomycosis Vs Nocardia 386
- Mycetoma 386
- 7.4 Virology 387
  - Herpes Virus 388
  - Varicella Zoster Virus (VZV) 389
  - Parvo Virus 389
  - Entero Viruses 389
  - Rota Virus 389
  - HPV 390
  - Influenza Virus 390
- 7.5 Mycology 393
- 7.6 Points of Special Mention 396
  - Involvement of Reproductive Organs in Infections 396
  - Opportunistic Fungi 397
  - Superficial & Deep Mycoses 398
- 7.7 Imp. Appearances of Bacteria 399

**CHAPTER 8 Parasitology****403**

- 8.1 General Parasitology 404
  - Concept of Hosts 404
  - Most Common in Parasitology 404
  - Largest & Smallest in Parasitology 405
  - Parasites: Common Points 405
- 8.2 Diagnosis of Parasitic Diseases 406
  - Clinical Pointers in Some Parasitic Disease 406
- Parasitic Tests 406
- Antigen Detection in Parasitic Disease 407
- 8.3 Protozoa 407
  - General Features 407
  - Entamoeba Histolytica 408
  - Giardia Lamblia 409
  - Trichomonas Vaginalis 412



- Toxoplasma Gondii 412
- Trypanosomiasis 413
- Leishmaniasis, Kala-Azar 413
- 8.4 Helminths 414
- 8.5 Cestodes (Tapeworms) 414
- Neurocysticercosis (NCC) 415

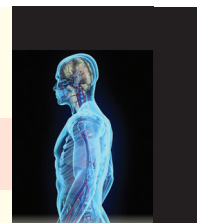
- 8.6 Nematodes 415
- Classification of Nematodes 415
- 8.7 Trematodes (Flukes) 419
- 8.8 Trematodes (Blood Flukes) 420
- Filaria & Microfilariae 420

**CHAPTER 9 Lab Medicine****423**

- 9.1 Laboratory Values 424
- Lab Values with Age 424
- Normal Serum Values 424
- 9.2 Urine Analysis 424
- Urine Sample Collection 424
- Normal Urine on R/M Examination 424
- Colour of Urine 425
- Bacteremia 425
- Hematuria 426
- Urinary Casts 426
- 9.3 CSF Analysis 427
- Normal CSF: Facts 427
- Abnormal CSF 427
- CSF Findings in Important CNS Disorders 428
- 9.4 Acid-Base Disturbances 429
- Normal Values 429
- ABG Nomogram 430
- 9.5 KFT (Kidney Function Test) 432
- 9.6 Ascitic Fluid Analysis 432
- 9.7 Synovial Fluid Analysis 432
- 9.8 Sputum Examination 432
- 9.9 Pleural Fluid Analysis 432
- 9.10 Seminal Fluid Analysis 433
- 9.11 Liver Function Test (LFT) 433
- Aminotransferases (SGOT & SGPT) 433
- GGT (Gamma Glutamyl Transferase) 433
- Alkaline Phosphatase (ALP) 433
- Functional Plasma Enzymes 434
- 9.12 Toxic Levels 435
- 9.13 Exfoliative Cytology 435
- 9.14 Histopathology 435
- 9.15 Recent Points 436
- Some Important Histopathological Slides 436

**CHAPTER 10 Pharmacology****441**

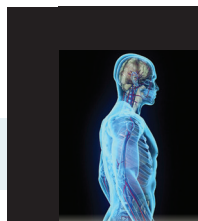
- 10.1 Pharmacology Basics 442
- Terminology 442
- Drug Schedules
- (The Drugs and Cosmetics Rules, 1945) 442
- Routes of Drug Administration 442
- Clinical Trials 443
- 10.2 Prodrugs 443
- 10.3 Drug Metabolism 444
- Absorption of Drugs 444
- Biotransformation 444
- Cytochromes 444
- Enzyme Inducers 444
- Enzyme Inhibitors 445
- Drug Targets 445
- Clearance of Drugs 446
- Therapeutic Drug Monitoring (TDM) 447
- Bioavailability 447
- Plasma Protein Binding (PPB) 447
- Apparent Volume of Distribution (VD) 448
- Kinetics of Elimination 448
- Agonist and Antagonist 448
- Dose Response Curve (DRC) 449
- 10.4 Antioxidants 449
- Classification of Antioxidants 450
- Drugs with Anti-Oxidant Property 450
- 10.5 Nitric Oxide (NO, EDRF) 450
- 10.6 Antibiotic Resistance 451
- 10.7 Safety of Drugs 452
- In Pregnancy 452
- In Breastfeeding 453
- 10.8 Adverse Effects of Some Important Drugs 453
- Drugs Causing Megaloblastic Anemia 457
- Drug Combination to be Avoided 457
- 10.9 Mechanism of Action of Drugs 458
- Drugs Acting on Microtubules 458
- Phosphodiesterase (PDE) Inhibitors 458
- Drugs Inhibiting Nucleic Acid Enzymes 458
- Drugs Inhibiting Protein Synthesis 458
- Antibacterial Agents 460
- 10.10 Penicillins 462
- 10.11 Cephalosporins 463
- 10.12 Fluoroquinolones (FQS) 463
- 10.13 Macrolides 463
- 10.14 Aminoglycoside 464
- 10.15 Tetracyclines 464
- 10.16 Intrinsic/Natural Resistance Against Antimicrobials 464
- 10.17 Anti-Malarials 465
- 10.18 Anti-Parasitic Drugs 466
- 10.19 Anti-Viral Drugs 466
- Mechanism of Action of Antiviral Drugs 466
- 10.20 Anti-Retroviral Drugs (ART) 467
- Reverse Transcriptase Inhibitors (RTI) 467
- HAART 468
- 10.21 Anti-Tubercular Drugs 470
- Newer Anti-Tubercular Drugs 470
- 10.22 Anti Fungal Drugs 472
- Classification 472



- 10.23 Anti-Histaminics 473
  - Histamine 473
- 10.24 Opioids 473
  - Properties of Opioids & Related Drugs 473
- 10.25 Anti-Epileptic Drugs 475
  - Selection of Antiepileptic Drugs 475
- 10.26 CNS Drugs/Receptors 476
  - GABA Receptors 476
  - Benzodiazepines (BZD) 476
  - Peripheral Decarboxylase Inducer 477
  - Peripheral Decarboxylase Inhibitor 477
  - Cerebroactive Drugs 479
- 10.27 Ophthalmic Drugs 480
  - Brimonidine 480
  - Aproclonidine 480
  - Brinzolamide 480
  - Ozurdex 480
  - Latanoprost 480
  - Isopropyl Unoprostone 480
- 10.28 Respiratory System 480
- 10.29 CVS Drugs 481
  - Inotropes 481
  - Digoxin/Digitalis 481
  - Nitrates 482
  - Parasympathomimetic Drugs 482
  - Sympathomimetic Drugs 482
  - Antiarrhythmics 484
- 10.30 Anti Hypertensives 485
  - Drugs Acting on Renin Angiotensin Aldosterone System (RAAS) 486
- 10.31 Hypolipidemic Drugs 486
- 10.32 GI Drugs 487
  - Drugs in Irritable Bowel Syndrome (IBS) 487
  - Drugs for GI Motility 487
- 10.33 Diuretics 487
  - Comparison of Major Diuretics 487
  - Detrusor Instability 489
- 10.34 Sexual Dysfunction 489
  - Drugs for Erectile Dysfunction 489
  - 5- $\alpha$  Reductase Inhibitors 489
- 10.35 Hormonal/Endocrinal Drugs 490
  - Aromatase Inhibitors 490
  - Somatostatin Analogs 490
  - Estrogen Receptor Antagonist 490
  - Anti-Thyroid Drugs 490
  - Bisphosphonates 491
- 10.36 Hemopoietic System 492
  - Coagulants 492
  - Anticoagulants 492
- 10.37 Anti-Platelet Drugs 493
- 10.38 Hematinics 494
  - Iron Chelators 494
- 10.39 Hemopoietic Growth Factors 494
- 10.40 Anti-Diabetic Drugs 495
  - Oral Hypoglycemic Agents (OHA) 495
  - Insulin Secretagogues 495
  - Thiazolidinediones (TZDS) 495
  - $\alpha$ -Glucosidase Inhibitors 495
  - Incretins: Newer Drugs for Diabetes 495
  - Insulins 496
- 10.41 Hyperglycemic Agents 496
  - Diazoxide 496
- 10.42 Steroids 497
  - Indications of Corticosteroids 497
- 10.43 COX & LOX Pathway 497
  - Cyclooxygenase [COX] 497
  - Prostaglandins 499
- 10.44 Indications 500
  - Indications of IV Immunoglobulins 500
- 10.45 Miscellaneous Drugs 500
  - Thalidomide 500
- 10.46 Drugs during Surgery 501
  - To Produce Deliberate Hypotension 501
  - Drugs withhold during Surgery 501
- 10.47 Target Therapy 501
  - Tyrosine Kinase Inhibitors (TKI) 501
  - Interleukin Antagonists 501
  - Molecular Biologic Agents (Biologic Response Modifiers) 501
- 10.48 Immuno Modulators 502
  - Immunostimulant 502
  - Monoclonal Antibodies (MABS) 502
- 10.49 Drugs Asked in Recent Exams 503
- 10.50 Important Points from Recent Exams 504
- 10.51 Some Newer Drugs 505

**CHAPTER 11A Forensic Medicine****509**

- 11A.1 Legal Procedure, Law & Ethics 510
  - Indian Penal Code (IPC) 510
  - History of Legal Milestones 512
  - Offence 512
  - Importance of Age for Medicolegal Purpose 513
  - Consent 514
  - Important Rules/Definitions 514
  - Legal Terms/Definitions 514
  - Court of Law and their Powers 515
  - Inquest (Judicial Inquiry) 515
  - Exhumation 516
  - Witness 516
- 11A.2 Medical Ethics/Rules 517
  - Negligence 518
  - Euthanasia 518
- 11A.3 Identification 519
  - Determination of Sex 519
  - Indices for Determination of Race 519
  - Age Determination 520
  - Hairs 522
  - Finger Printing 522
  - Lip Prints 523
  - Superimposition 523
  - Stature 524



- 11A.4 Autopsy and Preservatives 524
  - Autopsy Types 524
- 11A.5 Mechanical/Regional Injuries 525
  - Abrasions 525
  - Bruise (Contusion) 526
  - Lacerations/Lacerated Wounds 526
  - Motor Vehicle Injuries 527
  - Skull Injuries and Fractures(%) 528
- 11A.6 Fire Arm Injuries/Ballistic 529
  - Rifled Firearm Vs Shotgun 529
  - Bullets 530
  - Blast Injuries 531
  - Greivous Injury (Sec 320 IPC) 531
- 11A.7 Thermal Deaths 532
  - Burns 532
  - Hypothermic Injuries 533
- 11A.8 Sexual Jurisprudence 533
  - Sexual Paraphilias/Perversions 533
  - Natural Sexual Offences 534
  - Unnatural Sexual Offences 534
  - Examination in Case of Sexual Offence 534
- Abortion 535
- Impotency and Sterility 535
- 11A.9 Infanticide 536
- 11A.10 Starvation 536
- 11A.11 Thanatology 536
  - Concept of Death 536
  - Postmortem Changes 537
- 11A.12 Asphyxial Death 540
  - Hanging 540
  - Strangulation 541
  - Methods of Torture 541
  - Drowning 542
- 11A.13 Blood and Seminal Stains 543
  - Detection of Blood in Stains 543
  - Blood Stains 543
  - Seminal Stains 544
- 11A.14 Forensic Psychiatry 544
  - The Mental Health Act, 1987 544
  - True Insanity Vs Feigned Insanity 544
  - Testamentary Capacity 544
- 11A.15 Points of Quick Revision 545

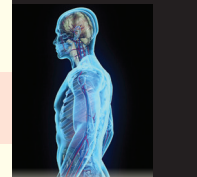
**CHAPTER 11B Toxicology****549**

- 11B.1 Major Poison Classes 550
  - Poisoning and their Specific Antidotes 551
  - Stomach Mucosa in Poisoning 552
  - Pupils in Poisoning 553
  - Popular Names 553
- 11B.2 Some Important Poisons 554
- 11B.3 Snakes 555
  - Cantharide Poisoning 557
- 11B.4 Scorpion Stings 557
- 11B.5 Miscellenious Facts 557
- 11B.6 Table of Important Poisons 558
  - Arsenic, Mercury and Lead 558
  - Sulphuric Acid/Carbolic Acid/Nitric Acid 559
  - Barbiturates and Aconite Poisoning 560
  - Phosphorus, Thallium Poisoning 560
  - Alcohol/Opioids/ Organophosphorus (OP) Compounds 561
  - Cyanide, CO and AL-P Poising 562
  - Nux Vomica/Strychnine/Dhatura 563
  - Cannabis/Cocaine 564

**CHAPTER 12 Social & Preventive Medicine****565**

- 12.1 History of Public Health 566
  - Indigenous System of Medicine in India 566
  - Historians in Public Health 566
- 12.2 Important Milestones in SPM 567
  - Important Dates and Days 567
  - Important Weeks/Fortnight/Months 567
  - Important Years 567
- 12.3 Disease Prevention in Epidemiology 569
  - Levels of Prevention 569
  - Disability 570
- 12.4 Epidemiological Studies 572
  - Cohort & Case Control Studies 572
  - Types of Research Studies in Epidemiology 573
  - Other Study Designs 575
  - Bias/Systematic Error 575
  - Morbidity Indicators 577
  - Mortality Indicators 578
- 12.5 Vaccines and Immunization 579
  - Strains of Vaccines 579
  - Vaccine Carriers & Cold Chain 580
  - Summary: Vaccines 581
  - Vaccination in Special Situation 584
  - Open Vial Policy 2015 587
- 12.6 Communicable Diseases Epidemiology 587
  - Important Definitions 587
  - Epidemic 587
  - Pandemic 588
  - Endemic 588
  - Carriers 589
  - Definitions Related to Time Period 590
- 12.7 Infectious Diseases 591
  - Mode of Transmission 591
  - Period of Infectivity & Isolation 591
  - Drugs for Chemoprophylaxis & Treatment 592
  - Rural Urban Variations of Disease 592
  - ARI 592
- 12.8 Non-Communicable Diseases 592
  - Rheumatic Fever/RHD 592
  - Obesity 593
  - Hypertension 593





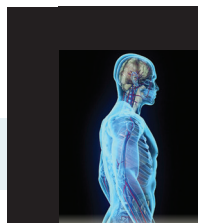
- Blindness 594  
Road Traffic Accidents (RTA) 594
- 12.9 Sociology/Social Health 595  
Imp. Definitions 595  
Family 596
- 12.10 Health Education 596  
Communication 596  
Learning 597  
Important "Matrix" 597
- 12.11 Demography & Family Planning 597  
Population Growth 597  
Indicators of Life 598  
Population Composition in India 598  
Updated (2015) Data 599  
Vital Statistics, India 599  
Fertility Related Indicators 599  
Poverty 601
- 12.12 Mother & Child Health (MCH) 602  
Pediatric Mortality Indicators 602  
Contraception 603  
Antenatal & Obstetric Care 604  
At Risk "Mother" 604  
At Risk "Infant" 605  
RCH Programme 605  
IMCI 605  
IMNCI 605  
ICDS (Integrated Child Development Services Scheme) 605  
National Health Policy 606  
National Population Policy 2000 606  
Health Goals for 12th Plan 606
- 12.13 Environment 607  
Temperature 607
- Air Pollution 607  
Radiation 607  
Noise /Sound Pollution 607  
Light 607  
Water 607  
Purification of Water 608  
Household Waste 610  
Insecticides 610  
Arthropod Borne Diseases 611
- 12.14 Nutrition 612  
Milk 614  
Food Standards 615  
Calcium 615  
Iron 615  
Proteins 615  
Fatty Acids 616  
Fluorine 616  
Iodine 616  
Vitamin A Deficiency 617  
Food-Borne Intoxicants 618
- 12.15 National Health 618  
Primary Health Care 619  
Health Care of Community 620
- 12.16 International Health 621  
Imp. Emblem & Logo 621  
Bioterrorism 622
- 12.17 Management 623  
Important Definitions 623  
Waste Management 623
- 12.18 Occupational Health 625  
Occupational Lung Diseases 625  
Disaster 626  
RMNCH+A 628

**CHAPTER 13 Statistics****651**

- 13.1 Measurement of Values 652  
Measures of Central Tendency 652  
Measures of Dispersion 652  
Measures of Skewness 652  
Measures of Chance 652
- 13.2 Distribution of Data 653
- 13.3 Measurement/Types of Data 653  
Distribution of Data 655  
Measurements of 656  
Inferences about Data 659
- 13.4 Test of Significance 659
- 13.5 Hypothesis 661
- 13.6 Data 662  
Methods of Representation of Data 662
- 13.7 Screening of Diseases 664  
Sampling Methods 667  
Survival Analysis 667
- 13.8 Correlational Techniques 667
- 13.9 Revision Points 668  
Practice Questions 669

**CHAPTER 14A Medicine****671**

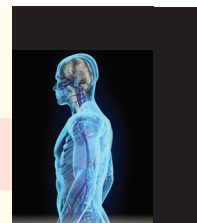
- 14A.1 Medicine Basics 672  
Fever 672  
Clubbing 673  
Cyanosis 673  
Exudate & Transudate 674  
Miscellaneous 675
- 14A.2 Neurology 676  
Movement Disorders 676  
Anatomical and Functional Cortical Areas 677
- Tremors 678  
Abnormal Gait 678  
Cortex and Higher Functions 679  
Aphasia 679  
Alexia and Agraphia 680  
Monoplegia 680  
Motor Neuron Lesions 681  
Drugs in Various Seizures 681  
Parkinson's Disease (PD) 681  
Dementia 682



- Meningoencephalitis 683
- GBS (Guillain - Barré Syndrome) 684
- Myotonic Dystrophy 684
- Differential Diagnosis of Ataxia 684
- Amyotrophic Lateral Sclerosis (ALS) 685
- Multiple Sclerosis (MS) 686
- Neuromyelitis Optica: (Devic's Disease) 686
- Hallervorden-Spatz Disease 686
- Neurocutaneous Syndromes 686
- Tuberous Sclerosis 687
- Important Spinal Cord Syndromes 688
- 14A.3 Neuropathies, Paralysis 692
- 14A.4 Rheumatology 694
  - Arthritis 694
  - Rheumatoid Arthritis (RA) 695
  - Osteoarthritis (OA) 697
  - Psoriatic Arthritis 697
  - Reiter's Arthritis 697
  - Ankylosing Spondylitis 697
  - Gout Vs. Pseudogout 698
  - SLE 699
  - Inflammatory Myopathies 700
  - Sjögren's Syndrome 700
  - Scleroderma (Systemic Sclerosis) 700
- 14A.5 Oral Diseases 701
- 14A.6 Respiratory System 702
  - Pulmonary Embolism (PE) 702
  - Primary Pulmonary Hypertension (PPHN) 702
  - Chronic Obstructive Pulmonary Diseases (COPD) 703
  - Asthma 705
  - Pneumonia 706
- 14A.7 Cardiovascular System 707
  - Murmurs 707
  - Surface Anatomy of Heart Valves 708
  - ECG 708
  - Orthostatic Hypotension 712
  - Heart Failure 712
  - Coronary Artery Diseases (CAD) 712
  - Myocardial Infarction - Types 713
- 14A.8 Arrhythmia 716
  - Ventricular Tachyarrhythmias 717
  - Heart Block 718
  - Coarctation of Aorta (COA) 719
  - Hypertrophic Cardiomyopathy (HCM) 719
  - Dilated and Restrictive Cardiomyopathy (DCM & RCM) 720
  - Rheumatic Fever (RF) 720
  - Tamponade Vs Constrictive Pericarditis 721
  - Mitral Valve Prolapse (MVP)/Barlow's Syndrome 721
- 14A.9 GIT 722
  - Blind Loop Syndrome 722
  - Small Bowel (Short Bowel) Syndrome 723
  - Malabsorption 723
- 14A.10 Liver 724
  - Portal Hypertension 724
- 14A.11 Kidney & Genitourinary Tract 726
  - Renal Failure Indices in ARF 726
  - Renal Tubular Acidosis (RTA) 726
  - Interstitial Nephritis 727
  - Barter and Gittelman Syndromes 727
  - Renal Osteodystrophy 728
  - CRF (Uremia) 728
  - Dialysis for Renal Diseases 728
  - Cryoglobulinemia 728
  - Polycystic Disease of Kidney (PKD) 729
  - Renal Vein Thrombosis (RVT) 729
  - Polyuria 729
  - SIADH 730
  - Other Renal Diseases 731
  - Wilson's Disease 732
  - Cystic Fibrosis (Mucoviscidosis) 732
  - Hemochromatosis 733
  - Idiopathic Pulmonary Hemosiderosis 733
  - Sarcoidosis 733
  - Asbestosis 733
  - Fat Embolism 734
  - Air Embolism 734
  - Pseudotumor Cerebri 734
  - Normal Pressure Hydrocephalus 734
  - Porphyria 735

**CHAPTER 14B Infection****747**

- 14B.1 Basics of Infectious Diseases 748
  - Historical Facts 748
  - Other Facts 748
- 14B.2 Tuberculosis 748
  - Organism 748
  - Clinical Spectrum 748
  - Epidemiological Indicators 749
  - Revised National TB Control Programme (RNTCP) 749
  - Drug Resistance in TB 751
  - Treatment 752
  - Prevention & Control 752
  - DOTS & DOTS Plus 753
- 14B.3 Leprosy 755
- 14B.4 HIV/AIDS 756
  - The Virus 756
  - Epidemiology 756
  - Clinical Spectrum 757
  - Diagnosis 758
  - Treatment 758
  - Prevention/Control Measures 759
- 14B.5 Viral Hepatitis 760
  - Comparative Features of Hepatitis Viruses 760
  - Hepatitis B (HBV) 761
- 14B.6 Malaria 762
  - Treatment 765
  - Prevention/Control of Malaria 765
- 14B.7 Other Infections 766
  - Small Pox 766
  - Measles (Rubeola) 766
  - Chickenpox (Varicella) 767
  - Mumps 767
  - Rubella (German Measles) 768



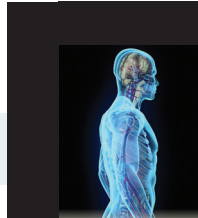
- Meningococcal Meningitis 768
- Pertussis (Whooping Cough) 769
- Diphtheria 769
- Rabies (Hydrophobia) 770
- Plague 771
- Typhoid (Enteric Fever) 772
- Cholera 773
- Kala-azar 774
- Filaria 774
- Onchocerciasis 775
- Japanese Encephalitis (JE) 775
- Poliomyelitis 775
- 14B.8 Gastroenteritis 776
  - Acute Diarrhoeal Disease 776
  - Important Food Poisonings 777
- 14B.9 Miscellaneous Infections of Epidemiological Importance 777
  - Brucellosis 777
  - Leptospirosis 777
  - Yellow Fever 778
  - Dengue 778
  - Hookworm (Ancylostomiasis) 779
  - Swine Flu (H1N1 Disease) 779
  - Influenza 779
  - Emerging & Re Emerging Viruses 780
  - Tetanus 780
  - H. pylori 780
- 14B.10 Rickettsial Zoonoses 781
- 14B.11 Emerging Diseases 782

**CHAPTER 15 Endocrinology****783**

- 15.1 Basics of Endocrinology 784
  - Hormones: Summary 785
- 15.2 Pituitary Hormones 787
  - Hyperpituitarism 788
  - Hypopituitarism 788
  - Pituitary Tumors 789
  - SIADH 790
  - Diabetes Insipidus (DI) 791
- 15.3 Thyroid Hormones 792
  - Multiple Endocrine Neoplasia Syndromes 796
  - Autoimmune Polyglandular Syndromes 796
  - Thyroiditis 797
- 15.4 Parathyroid Gland, Vitamin D 797
  - Vitamin D 798
  - Hypo & Hyper Parathyroidism 798
- 15.5 Adrenal Hormones 800
  - Bartter and Gittelman Syndromes 801
  - Diseases of Adrenal Hormones 802
  - Congenital Adrenal Hyperplasia (CAH) 803
  - Disorders of Sex Development (DSD) 805
  - Disorders of Pubertal Development 806
- 15.6 Hormones Secreted by Kidney 806
- 15.7 Gynaecomastia, Hirsutism 807
  - Gynaecomastia 807
  - Hirsutism 807
- 15.8 PGA & Men 808
  - Polyglandular Autoimmune Syndromes (PGA) 808
  - Multiple Endocrine Neoplasia (MEN) 808
  - Pheochromocytoma 809
- 15.9 Obesity & Metabolic Syndrome 809
  - Obesity 809
  - Metabolic Syndrome 810
- 15.10 Diabetes Mellitus (DM) 810
  - Insulin 811
  - Insulin Preparations 814
- 15.11 Sex Hormones 815
  - Androgens 815

**CHAPTER 16 Dermatology****817**

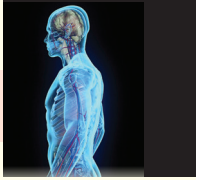
- 16.1 Basics in Dermatology 818
  - Anatomy of Skin and Appendages 818
- 16.2 Clinical Method & Investigation 819
  - Phenomena in Dermatology 819
  - Tzanck Smear 820
  - Patch Test 820
  - Diascopy 820
  - Wood Lamp's Light 820
  - Configuration of Skin Lesion 821
  - Histological Features of Skin Lesion 821
  - M/C in Dermatology 821
- 16.3 Cutaneous Infections & Infestations 822
  - M/C Cause 822
  - Impetigo 822
  - Cutaneous Tuberculosis (TB-Skin) 823
  - Tuberculids 823
  - Leprosy 824
  - Viral Skin Infections 827
  - Fungal Infections 829
  - Tinea/Ringworm 829
  - Parasitic and Arthropod Transmitted Skin Infections 830
  - Pediculosis 831
- 16.4 Eczema/Dermatitis 832
  - Eczema/ Dermatitis 833
  - Other Endogenous Eczemas 834
- 16.5 Papulosquamous Disorders 834
  - Important Tables 835
  - Other Papulosquamous Disorders 838
  - Pityriasis 838
- 16.6 Blistering Disorders 840
  - Pemphigus 840
  - Bullous/Senile Pemphigoid 841
  - Dermatitis Herpetiformis 841
  - Important Vesico-bullous Disorder 842



- 16.7 Pigmentary Disorders 842
  - Disorders of Hypopigmentation 842
  - Important Nevi 843
  - Disorders of Hyperpigmentation 844
- 16.8 Cutaneous-Vascular Disorders 845
  - Erythema 845
  - Urticaria 846
  - Purpura & Cutaneous Vasculitis 846
  - Neutrophilic Dermatoses 847
  - Cutaneous Drug Reactions 847
- 16.9 Diseases of Skin Appendages 848
  - Disorders of Hairs 848
  - Disorders of Nails 849
- Disorders of Skin Glands 849
  - Acne Vulgaris 850
  - Ichthyosis 850
- 16.10 Treatment 851
  - Imp. Skin Preparations 851
  - Imp. Signs in Dermatology 851
- 16.11 Genital Ulcers 852
- 16.12 Syphilis 852
  - Endemic Treponematoses 855
- 16.13 Leprosy 855
  - Syphilis: Stages 856
- 16.14 Recent Points 857
  - Notes 857

**CHAPTER 17 Surgery****859**

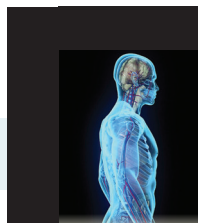
- 17.1 Electrolyte Imbalance 860
  - Sodium Imbalance 860
  - Calcium 861
  - Imp. Metabolic Changes 861
- 17.2 Fluid Therapy 865
- 17.3 Nutrition in Surgical Patient 865
- 17.4 Wound Healing 867
  - Normal Wound Healing 867
  - Abnormal Wound Healing 868
- 17.5 Surgical Infections 869
  - Surgical Site Infections (SSI) 869
- 17.6 Ulcers & Swellings 870
  - Abscesses 870
  - Cysts 871
  - Other Points about Swellings 871
- 17.7 Arterial Disorders 872
  - Intermittent Claudication 873
  - Sympathectomy 873
  - Aneurysm 873
  - Aortic Rupture 874
- 17.8 Venous Disorders 874
  - Varicose Veins 874
  - Arteriovenous (A-V) Fistula 876
  - Lymphedema 876
  - Vascular Malformations 876
- 17.9 Head & Neck 877
  - Thyroidectomy 877
  - Goitre 878
  - Parotid Gland 879
  - Teeth 879
- 17.10 Thorax 879
  - Aortic Transection 879
  - Aortic Dissection 879
  - Thoracic Outlet Syndrome 880
  - Chest Trauma 880
  - Flail Chest/Rib Fracture 880
- 17.11 Breast 880
  - Gynecomastia 881
- 17.12 Esophagus 882
  - Esophageal Diverticula 882
  - Achalasia Cardia (Megaesophagus) 883
  - GERD 883
  - Barret's Esophagus 884
  - Diaphragmatic Hernia 884
  - Neoplasm of Esophagus 885
  - Boerhaave Syndrome 885
  - Pneumomediastinum 885
  - Mallory – Weiss Tear/Syndrome 885
  - Dysphagia Lusoria 886
  - Esophageal Webs 886
  - Schatzki Rings 886
- 17.13 Stomach 887
- 17.14 Intestine 889
  - Intestinal Obstruction 890
  - GI Bleeding 891
  - Inflammatory Bowel Diseases (IBDS) 892
  - Intestinal Tuberculosis 893
  - Diverticulosis 893
  - Volvulus 893
- 17.15 Peritoneum 894
- 17.16 Appendix 894
- 17.17 Rectum 895
  - Hemorrhoids 895
  - Fistula-in-Ano 895
  - Anal Fissure 896
  - Pilonidal Sinus 896
- 17.18 Liver & Gallbladder 896
  - Liver Transplantation 899
  - Biliary Cirrhosis 899
  - Hydatid Cyst of Liver 900
  - Pyogenic Liver Abscess 901
  - Amoebic Liver Abscess 901
  - Liver/Hepatic Trauma 901
- 17.19 Pancreas 901
  - Acute Pancreatitis 901
  - Chronic Pancreatitis 902
  - Pseudopancreatic Cyst 902
- 17.20 Spleen 903
  - Splenic Trauma 903
- 17.21 Hernia 904
- 17.22 Kidney 907
  - Hydronephrosis 907
  - Renal Transplantation 907
- 17.23 Prostate 908
  - Benign Prostatic Hypertrophy 908
  - Prostatitis 908



- 17.24 Bladder & Ureter 909
  - Ureterocele 909
  - Rupture of Bladder 909
  - Urethral Injuries 909
- 17.25 Male Genitalia 910
- 17.26 Skin 911
  - Capillary Hemangiomas 911
  - Langer's Lines 912
- 17.27 Practical Aspect in Surgery 912
  - Needles for Biopsies 912
  - Scalpel Blades in Surgery 912
  - Tubes in Surgery 912
  - Catheters in Surgery 913
  - Surgical Incisions 913
  - Sutures 913
  - Surgical Positions 914
- 17.28 Stones 914
  - Diseases of Penis 916
- 17.29 Triad 916
  - Surgical Nodes 917
  - Important Signs 917
- 17.30 Neurosurgery 918
  - Hemorrhage in Relation to Skull 918
  - EDH Vs SDH 918
- 17.31 Pediatric Surgery 919
  - Vesicoureteric Reflux (VUR) 921
  - Anencephaly 924
  - Cephalic Disorders 924
  - Hydrocephalus 925
  - Intussusception 928
  - Cardiac Loop Defects/Isomerism 929
- 17.32 Burns 932
- 17.33 Bariatric Surgery 934
- 17.34 Plastic & Reconstructive Surgery 935
  - Z-Plasty 935
  - Graft Survival 935
  - Full Thickness Grafts (FTG) 935
  - Flaps used for SX Reconstruction 935
  - Hand & Foot Surgery 936
- 17.35 Injuries 937
  - Abdominal Trauma 937
  - Missile Injuries 937
- 17.36 Named Operations/Surgical Procedures 937
- 17.37 Miscellaneous Points 938

**CHAPTER 18 Obstetrics****947**

- 18.1 Reproductive Physiology 948
  - Menstrual Cycle 948
  - Corpus Luteum (Cl) 949
  - Hormones 949
  - Estriol 951
  - Pregnancy 952
  - Lactation 954
- 18.2 Contraception 954
  - Intrauterine Devices (IUDS) 954
  - OCPs (Oral Contraceptive Pills) 955
  - Depot Progestins 957
  - Natural Birth Control Methods 958
  - Emergency/Postcoital Contraception 958
  - Tubal Ligation 958
- 18.3 Prenatal Diagnosis 960
  - Maternal Serum Screening 960
  - Alfa Fetoprotein (AFP) 960
  - Pregnancy Scale 961
  - Procedures of Cytogenetic Sampling 962
  - Antenatal Ultrasound 962
  - Down's Syndrome 964
- 18.4 Amniotic Fluid (AF) 965
  - Hydramnios 966
- 18.5 Placenta 966
  - Umbilical Cord 968
- 18.6 Antenatal Assessment of Fetal Well-Being 968
  - Doppler Velocimetry 970
- 18.7 Normal Labour 971
  - Preterm Labour 974
  - 3rd Stage of Labor 975
- 18.8 Fetal Malpositions 975
  - Occipitoposterior Position (OPP) 975
  - Breech Presentation 976
  - Shoulder Dystocia 976
- 18.9 Hemorrhage in Pregnancy 977
  - Ectopic Pregnancy 977
  - Antepartum Hemorrhage (APH) 978
  - Placenta Previa (PP) 978
  - Abruptio Placentae (AP) 979
  - Vasa Previa 980
  - Postpartum Hemorrhage (PPH) 980
  - Morbidly Adherent Placenta 981
- 18.10 Hypertensive Disorder in Pregnancy 981
  - Preeclampsia 981
  - Eclampsia 982
- 18.11 Multiple Gestation, Twin Pregnancy 983
- 18.12 Abortions, Medical Termination of Pregnancy 984
- 18.13 Version 985
- 18.14 Ventouse/Vacuum Extraction (VAVD) 985
- 18.15 Forceps 985
- 18.16 Normal Vaginal Delivery (NVD) 986
- 18.17 C- Section 986
- 18.18 Medical Diseases in Pregnancy 987
  - Heart Diseases in Pregnancy 987
  - Tuberculosis in Pregnancy 988
  - Malaria in Pregnancy 988
  - Anemia in Pregnancy 988
  - Diabetes Mellitus in Pregnancy 988
  - Miscellaneous Disorders in Pregnancy 989
  - Rh-Incompatibility 989
  - Feto-maternal Hemorrhage (FMH) 990
  - Fetal Hydrops (Hemolysis in Fetus) 990
  - IUD (Intra uterine Demise/Death) 991
  - IUGR 991
  - Intrahepatic Cholestasis of Pregnancy (ICP) 991
- 18.19 Misc. Observation in Pregnancy 992
- 18.20 Puerperium 992



- 18.21 Imp. Associations 993
- 18.22 Trophoblastic Diseases 993
  - H. mole 993

- Choriocarcinoma 994
- 18.23 Clinical Vignettes 995
  - Rattamar 997
- 18.24 Summary: Effect of Medical Disorders in Pregnancy 997

XXX

CONTENTS

## CHAPTER 19 Gynaecology

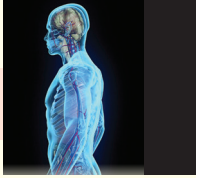
999

- 19.1 Female Reproductive Organs 1000
  - Vagina 1000
  - Cervix 1000
  - Uterus 1000
- 19.2 Physiology of Female Reproductive System 1001
  - Menstruation 1001
  - Ovulation 1001
  - Puberty 1001
- 19.3 Investigations 1003
  - Pap Smear (Papanicolou Test) 1003
  - Endometrial Biopsy 1004
  - Fern Test 1004
  - Luteal Phase (Progesterone) Defect 1004
  - Postcoital Test (Sims/ Huhner's Test) 1004
  - Ideal Timing for 1005
  - Hysterosalpingography (HSG) 1005
  - Hysteroscopy 1006
  - Vaginal Smear & Cells 1006
  - Work up of Postmenopausal Bleeding (PMB) 1007
- 19.4 M/C Sites for 1008
- 19.5 Amenorrhea 1008
  - Differential Diagnosis of Primary Amenorrhea 1008
  - Differential Diagnosis of Secondary Amenorrhea 1010
  - DUB 1011
- 19.6 Drugs and Hormonal Preparations 1012
- 19.7 Infections 1012
  - Pelvic Inflammatory Diseases (PID) 1012
  - Gynaecological STDS 1013
  - TB of Genital Tract 1013
  - Misc. Genital Infections 1014
  - Syndromic Management of STI/RTI 1014
  - Vaginitis 1016
- 19.8 Urogenital Fistulae 1016
- 19.9 Prolapse 1017
  - Supports of Uterus & Vagina 1017
- 19.10 Myomas (Fibroids) 1018
- 19.11 Infertility 1020
  - Female Factor Infertility 1020
  - Male Factor Infertility 1021
- 19.12 Endometriosis Vs Adenomyosis 1023
- 19.13 Gynaecological Malignancies 1024
  - Ovarian Tumours 1024
  - Endometrial Cancer 1029
  - Cervical Cancer (Ca-Cervix) 1030
  - Ca-Fallopian Tube 1030
  - Ca-Vulva 1031
  - Treatment of Gynaecological Cancers 1031
- 19.14 Laparoscopy in Gynaecology 1032
  - Management of Tubal Ectopic 1032
  - Investigation of Choice in Gynae 1032
  - Important Syndromes in Gynae 1032
- 19.15 Clinical Vignettes 1033

## CHAPTER 20 Ophthalmology

1041

- 20.1 Ophthalmic Examination and Instruments 1042
  - Ophthalmoscopy 1042
  - Retinoscopy 1042
  - Ophthalmic Tools/Instruments 1042
- 20.2 Anatomy & Physiology of Eye 1047
  - Development of Structures of Eye 1047
  - Fundus Examination (Fundoscopy) 1049
- 20.3 Some Important Ophthalmic Findings 1050
- 20.4 Refractive Errors 1051
  - Myopia 1051
  - Hypermetropia 1052
  - Presbyopia 1052
  - Astigmatism 1052
  - Amblyopia/Lazy Eye 1053
  - Refractory Surgeries 1053
- 20.5 Eye Muscles 1053
  - Ophthalmoplegia 1054
- 20.6 Nystagmus 1056
- 20.7 Pupil 1056
- 20.8 Conjunctiva 1058
  - Important Conjunctivitis 1058
  - Trachoma 1059
  - Pterygium 1059
- 20.9 Cornea 1059
  - Corneal Ulcers 1060
  - Keratoconus 1060
  - Other Conditions of Cornea 1061
- 20.10 Diseases of Uveal Tract 1062
  - Uveitis 1062
- 20.11 Lens 1064
  - Cataract: Important Types 1064
  - Intraocular Lenses (IOL) 1065
  - Contact Lenses 1065
  - Spectacle Lenses 1067
  - Aphakia 1067
- 20.12 Glaucoma 1067
  - Primary Open Angle Glaucoma (POAG) 1068
  - Primary Angle Closure Glaucoma 1068
  - Secondary Glaucoma 1069
  - Other Glaucoma 1069



- 20.13 Visual Cycle 1071
- 20.14 Vitreous 1072
  - Vitreous Hemorrhage 1072
- 20.15 Retina 1073
  - Diabetic Retinopathy (DR) 1073
  - Hypertensive Retinopathy 1074
  - Retinal Occlusions 1074
  - Retinal Detachment (RD) 1076
  - Retinitis Pigmentosa (RP) 1077
  - Optic Neuritis Vs Papilloedema 1078
- 20.16 Optic Nerve 1079
- 20.17 Strabismus/Squint 1080
  - Squint 1080
- 20.18 Injury to Eye Ball 1081
  - Sympathetic Ophthalmia 1081
  - Endophthalmitis 1081
- 20.19 Disease of Orbit 1082
  - Fracture of Orbital Wall 1082
  - Proptosis (Exophthalmos) 1082
  - Ptosis 1082
- 20.20 Eye Tumours 1083
  - Retinoblastoma (RB) 1083
  - Pseudoglioma 1083
- 20.21 Posterior Chamber 1084
- 20.22 Eye Lids/Adenexa 1084
- 20.23 Ophthalmic Drugs 1085
  - Mydriatics 1085
- 20.24 Laser in Ophthalmology 1086
- 20.25 Community Ophthalmology/Blindness 1086
- 20.26 Lacrimal Apparatus 1088
- 20.27 Miscellaneous Topics 1088
- 20.28 Some Rare Ophthalmic Disease 1088

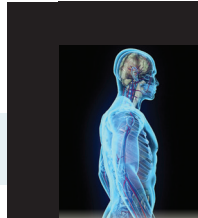
xxxii

R  
O  
A  
M  
S**CHAPTER 21 Ear Nose and Throat****1093**

- 21.1 Anatomy and Physiology 1094
  - Development of Ear 1094
  - External Ear 1094
  - Middle Ear (Tympanic Cavity) 1095
  - Inner Ear (Labyrinth) 1097
- 21.2 Pinna/Auricle 1098
- 21.3 Diseases of External Ear 1098
- 21.4 Tympanic Membrane (TM) 1099
- 21.5 Diseases of Middle Ear 1100
  - Acute Otitis Media (ASOM) 1100
  - Chronic Suppurative Otitis Media (CSOM) 1101
- 21.6 Assessment of Hearing 1102
  - Tuning Fork Tests (TFTS) 1102
  - Audiometry 1102
  - Special Test of Hearing 1104
  - Hearing Loss 1105
  - Tests of Vestibular Function 1105
  - Deafness 1105
  - Hearing Dysfunction 1106
- 21.7 Disease of Inner Ear 1107
  - Ménière's Disease 1107
  - BPPV 1108
  - Acoustic Neuroma 1108
  - Glomus Jugulare 1108
  - Otosclerosis 1108
  - Rehabilitation of Deaf Person 1109
- 21.8 Nose 1110
  - Openings in Lateral Wall of Nose 1110
  - Nasal Septum (NS) 1110
  - Epistaxis 1112
  - Granulomatous/Chronic Diseases of Nose 1113
  - Rhinoscleroma (Woody Nose) 1113
  - Rhinosporidiosis 1113
  - Important Rhinitis 1113
  - Paranasal Sinuses 1114
    - Neoplasm of Paranasal Sinuses 1116
    - Neoplasm of Nasal Cavity 1116
    - Nasal Polyps 1117
- 21.9 Nasopharynx and Oral Cavity 1117
  - Juvenile Nasopharyngeal Angiofibroma 1117
  - Nasopharyngeal Carcinoma 1118
  - Pharyngeal Space Infection 1118
  - Vincent's Angina vs Ludwig's Angina 1118
  - Tonsillectomy 1119
  - Quinsy (Peritonsillar Abscess) 1119
- 21.10 Larynx 1119
  - Anatomy 1119
  - Carcinoma Larynx 1123
  - Vocal Cords (VC) 1124
- 21.11 Facial Nerve Lesions 1125
  - Bell's Palsy 1126
- 21.12 ENT Surgeries at a Glance 1126
  - Tracheostomy 1127
- 21.13 Imp. Syndromes in ENT 1127
- 21.14 Points of Special Mention 1128
- 21.15 Important Tables 1130
  - Laryngeal Pathology 1130
  - Nasal Polyps 1130
  - Tumour of Nasopharynx & Otosclerosis 1131
  - Inner Ear Pathology 1132

**CHAPTER 22 Orthopaedics****1135**

- 22.1 Basics of Orthopedics 1136
  - Orthopedic Scientists 1136
  - Bone: Anatomy & Physiology 1136
  - # Overview 1137
  - Most Common (MC) in Orthopedics 1138
  - Nerve Injuries 1139
  - Important Bursitis 1140
  - Most Common Joint Involvements in Diseases 1140
  - Important Tests 1141
  - Treatment of #S 1141
  - Amputations 1142

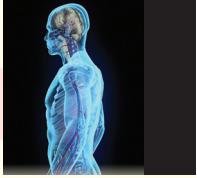


- 22.2 Named #S 1143
- 22.3 Maxillofacial Injuries & # 1145
- 22.4 Complication of #S 1146
  - Non-Union 1146
  - Malunion 1146
  - Pseudoarthrosis (False Joint) 1146
  - Dupuytren's Contracture 1146
  - Compartment Syndrome 1147
  - Volkman's Ischemic Contracture (VIC) 1147
  - Sudeck's Osteodystrophy 1147
  - Carpal Tunnel Syndrome 1147
- 22.5 Shoulder 1149
  - Dislocation of the Shoulder 1149
  - Frozen Shoulder 1150
  - Impingement Syndrome 1150
- 22.6 Upper Limb 1150
  - # Humerus 1150
  - Lateral Condyle # Humerus/Jupitor # 1151
  - # Medial Epicondyle of Humerus 1151
  - Forearm Bone # 1151
  - Colles # 1151
  - Smith's # 1151
  - # Scaphoid 1152
  - Other Orthopedic Conditions of Upper Limb 1152
  - Thumb 1153
- 22.7 Spine & Vertebral Column 1153
  - Prolapsed IVD (Intervertebral Disc) 1153
  - Scoliosis 1154
  - Dislocation of Hip 1154
- Supratrochanteric # 1155
- Leg Length Discrepancy 1156
- Avascular Necrosis of Femur Head 1156
- # Neck of Femur (# NOF) 1157
- Comparison of Some Important Bone Diseases 1159
- 22.8 Knee Joint, Ligaments and Injuries 1161
- 22.9 Ankle 1162
- 22.10 The Foot 1163
  - Toe 1163
- 22.11 Disease of Bone 1163
  - Osteochondritis 1163
  - Arthritides 1164
  - Osteoporosis 1164
  - Bone Grafting 1164
- 22.12 Bone Infections 1165
  - Septic (Pyogenic) Arthritis 1165
  - Osteomyelitis 1165
  - Tuberculosis of Bones and Joints 1166
  - Poliomyelitis 1168
- 22.13 Physiotherapy and Sports Medicine 1168
- 22.14 Pediatric Orthopaedics 1169
  - Deformities of Hand 1169
  - Deformities of Foot and Hip 1169
- 22.15 Most Common in Ortho 1172
- 22.16 Instruments 1173
- 22.17 Clinical Vignettes 1173
  - Sites of Bone Most Commonly Affected in Orthopedics 1175
  - Named Classification of #S in Orthopedics 1176

**CHAPTER 23 Paediatrics****1179**

- 23.1 Fetal Medicine 1180
  - Fetal Therapy 1182
  - Infant of a Diabetic Mother 1182
- 23.2 Intrauterine Infections & Outcome 1183
  - HSV 1183
  - HBV 1183
  - Chickenpox (VZV) 1183
  - Toxoplasmosis 1183
  - Rubella 1183
  - Syphilis 1184
  - Perinatal Tuberculosis 1184
  - Perinatal Hiv 1185
- 23.3 Neonatology 1187
  - Neonatal Resuscitation Algorithm 1188
  - Resuscitation in Special Situation 1189
  - Umbilical Cord 1190
  - Perinatal Hypoxia 1191
  - HIE 1191
  - Hypothermia in Neonates 1191
  - IUGRS/SGA Babies 1192
  - Preterm Babies 1192
  - Retinopathy of Prematurity (ROP) 1193
  - Neonatal Sepsis 1194
  - Necrotising Enterocolitis (NEC) 1195
  - Neonatal Reflexes 1195
  - Neonatal Seizures 1197
  - Choanal Atresia 1197
  - HMD (Hyaline Membrane Disease) 1197
  - Meconium Aspiration Syndrome (MAS) 1198
  - Transient Tachypnea of The Newborn (TTN) 1198
  - Respiratory Distress in Newborn : D/D 1198
  - Congenital Diaphragmatic Hernia (CDH) 1198
  - Cyanosis 1199
  - Neonatal Hyperbilirubinemia (NNHB) 1199
  - Anemia of Prematurity (AOP) 1201
  - Apnea of Prematurity 1201
  - Neonatal Pain 1201
  - Neonatal PDA 1201
- 23.4 Breastfeeding 1202
- 23.5 Growth & Development 1203
  - Developmental Milestones 1204
  - Target Height of a Child 1206
  - Short Stature Workup 1206
  - Approach to a Child with Short Stature 1206
  - Growth Parameters 1207
- 23.6 Nutrition 1207
  - Malnutrition Parameters 1207
  - Indicators of Nutritional Status 1208
  - Treatment of Malnutrition 1209
- 23.7 Infections 1209





- 23.8 Pediatric Cardiology 1211
  - Congenital Heart Diseases 1211
  - Classification of Congenital Heart Diseases 1212
  - Lt-to-Right Shunt Lesions 1215
  - VSD 1216
  - PDA 1217
  - Cyanotic Heart D/S (Rt to Left Shunts) 1217
  - Complete TGA 1217
  - Truncus Arteriosus 1218
  - TOF 1218
- 23.9 Diarrheal Diseases 1219
  - Oral Rehydration Solution (ORS) 1219
  - Resomal 1219
  - IMNCI 1220
- 23.10 Neuromuscular System 1220
  - Acute Flaccid Paralysis & Polio 1220
  - Duchenne M/S Dystrophy (DMD) 1220
  - Mitochondrial Myopathies 1222
- 23.11 Pediatric Endocrinology 1222
- 23.12 Rheumatology 1222
  - JRA Types 1222
  - Juvenile Rheumatoid Arthritis (JRA/JIA) 1223
- 23.13 Kidney and Genital Urinary Tract 1223
  - Nephronophthisis 1223
  - Imp. Causes of Hematuria 1223
  - RTA (Renal Tubular Acidosis) 1223
  - UTI 1223
- 23.14 Nervous System 1224
  - Meningoencephalitis in Children 1224
  - Meningitis in Children 1224
  - Febrile Seizures in Children 1224
  - Absence Seizure 1225
- 23.15 Clinical Vignettes/Practice Qs 1225
- 23.16 Miscellaneous Point 1228
  - Mammalian Sexual Development Genes 1229

xxxiii

R  
O  
A  
M  
S**CHAPTER 24 Radiology**

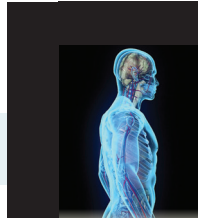
1235

- 24.1 Historical Aspect 1236
- 24.2 Basic Concept of Radiation 1236
  - Electromagnetic Radiation 1236
  - Particulate Radiation 1237
- 24.3 Principles of Radiological Procedures 1238
  - Modalities/Procedures in Radiology 1238
  - Contrast Media in Radiology 1238
  - Ultrasound (USG) 1239
  - Doppler Ultrasound 1240
  - Nuclear/Radionuclide Scans 1241
  - X-rays 1241
  - Fluoroscopy 1243
  - Computed Tomography (CT/CAT Scan) 1243
  - Magnetic Resonance Imaging (MRI) 1245
  - Positron Emission Tomography (PET) 1246
  - Bone Scan 1247
  - Dexa Scan 1247
  - Misc. Radiological Procedures 1247
- 24.4 Interventional Radiology 1248
- 24.5 Radionuclides 1249
- 24.6 Investigation of Choice (IOC) 1249
- 24.7 Skull, Head/Brain 1250
  - Calcification Cranial Structures 1251
  - Head Injury and Hematoma on CT 1252
- 24.8 ENT/Neck 1253
- 24.9 Thorax 1253
  - Cardiac Imaging 1255
  - Ribs 1256
  - Lung Metastases 1256
  - Mammogram 1259
  - Important Radiological Signs in Respiratory Diseases 1259
- 24.10 Abdomen 1260
  - Contrast Studies of GIT 1260
- 24.11 Liver, Biliary Apparatus 1263
- 24.12 Genitourinary Imaging 1264
- 24.13 Bones/X-ray Hands 1265
  - Scurvy 1265
  - Rickets vs Scurvy 1265
- 24.14 Vertebral Column/Spine 1267
- 24.15 Radiological Changes in Disease 1268
- 24.16 Radiology in Gynae /Obs 1268
  - Obstetric Ultrasound 1268
  - Maturity Grading of Placenta 1269
  - HSG (Hysterosalpingiography) 1269
- 24.17 Radioisotopes 1269
  - Radiation Dose and Units 1270
  - Radiosensitivity 1270
  - Radiation Hazards 1271
  - Radiation Protection 1271
  - Measuring Radiation 1272
- 24.18 Some High Yield Points 1272
  - Characteristic Appearances 1272
  - Radiological Signs 1273
- 24.19 Imp. Radigraphs 1273

**CHAPTER 25 Anaesthesiology**

1279

- 25.1 History of Anesthesia 1280
- 25.2 Central Neuraxial Blockade 1280
  - Subarachnoid Block (SAB)/Spinal Anaesthesia 1280
  - Epidural Block/Epidural Anesthesia 1281
- 25.3 Anaesthetic Equipments 1282
  - Boyle's Anesthesia Machine 1282
  - Open System 1284
  - Mapleson Circuits 1284
  - Oxygen Delivery Systems 1285
  - Airway Devices 1287
- 25.4 Assessment of Airway 1287
- 25.5 Monitoring 1288



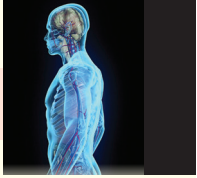
- Minimum Mandatory Monitoring 1288
- Invasive Monitoring 1289
- 25.6 Inhalational Agents 1290
  - MAC 1290
  - Trilene (Trichloroethylene) 1291
  - Chloroform 1291
  - Entonox 1291
  - Helium 1291
  - Xenon 1291
  - Nitrous Oxide (N<sub>2</sub>O) 1291
  - Ether 1292
  - Methoxyflurane 1292
  - Newer Fluranes 1292
- 25.7 Intravenous Induction Agents 1294
  - Thiopentone 1294
  - Ketamine 1294
  - Propofol 1295
  - Etomidate 1295
- 25.8 Opioids 1295
  - Morphine 1295
  - Fentanyl 1295
  - Remifentanyl 1295
  - Sufentanyl 1295
- 25.9 Local Anaesthetics 1296
  - Classification 1296
  - Lidocaine (Lignocaine, Xylocaine) 1296
  - Bupivacaine 1296
  - Topical Anaesthesia 1296
- 25.10 Muscle Relaxants (MR) 1297
  - Classification 1298
  - Malignant Hyperthermia 1299
  - Neuroleptic Malignant Syndrome 1299
- 25.11 Neuromuscular Reversal Agents 1300
  - Neostigmine 1300
  - Sugammadex 1300
- 25.12 Pediatric Anesthesia 1300
- 25.13 Obstetrics Anesthesia 1301
- 25.14 Anesthesia in Special Situations 1301
  - Anaesthesia in Geriatric Patient/Elderly 1301
  - Anaesthesia in a Patient of Epilepsy 1301
  - Anaesthesia in Renal Failure Patient 1301
  - Anaesthesia in Asthmatic Patient 1301
- 25.15 Miscellaneous Topics 1302
  - Stages of Anaesthesia 1302
- 25.16 Peripheral Nerve Blocks 1304
- 25.17 Pain Management 1305
- 25.18 Adverse Effects of Anaesthetic and Related Drugs 1305
- 25.19 Points of Special Mention 1306
- 25.20 Some Imp. Negative Points 1307

**CHAPTER 26 Critical Care 1311**

- 26.1 Shock 1312
  - Types of Shock 1312
  - Septic Shock 1313
- 26.2 BLS (Basic Life Support) Guidelines 1313
  - Chain of Survival 1313
  - Guidelines for CPR in BLS (AHA 2015 Recommendations) 1314
  - Changes in 2015 ACLS/BLS Guidelines 1315
  - Changes in NRP-2015 Guidelines 1315
  - Adult BLS Algorithm 2016 (C→A→B) 1315
  - Basic Steps in Adult BLS 1316
- 26.3 Advanced Life Support (ALS) 1317
- 26.4 Cardiovascular Emergencies 1318
- 26.5 Head Injury 1322
- 26.6 Trauma 1325
  - Flail Chest 1327
- 26.7 Respiratory Emergencies 1327
  - Respiratory Failure 1327
  - Hypercapnea 1328
- 26.8 Ventilators 1328
  - Ventilatory Strategies in Diseases 1330
  - Pulse Oximetry 1330
- 26.9 Practical Aspect 1330
  - Central Venous Catheter 1330
  - Intubation 1331
- 26.10 Clinical Vignettes 1332
- 26.11 Miscellaneous Points 1333
  - Important ECG 1334

**CHAPTER 27 Psychiatry 1335**

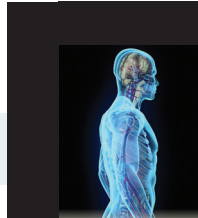
- 27.1 Sleep and Related Disorders 1336
  - REM and NREM Sleep 1336
  - Narcolepsy (Gelineau Syndrome) 1336
  - Obstructive Sleep Apnea (OSA) 1337
  - Periodic Limb Movement Disorder (PLMD) 1337
- 27.2 General Psychiatry 1337
  - Scientists & their Contribution 1337
- 27.3 Basis of Psychiatric Disorders 1338
  - Consciousness 1338
  - Emotions 1339
  - Neurotransmitters 1339
- 27.4 Important Psychiatric Tests 1339
  - Approach to Psychiatric Disorders 1340
- 27.5 Disorders of Perceptions 1341
  - Illusion 1341
  - Hallucinations 1341
- 27.6 Disorders of Thought 1342
  - Delusions 1342
- 27.7 Child Psychiatry 1343
  - Learning Disability Disorders 1343
  - Pervasive Developmental Disorders 1343
  - Conduct Disorder 1344
  - Attention Deficit Hyperactivity Disorder (ADHD) 1345
  - Mental Retardation (MR) 1345



- 27.8 Therapeutic 1345
  - Electroconvulsive Therapy (ECT) 1346
  - Lithium 1347
  - Antipsychotics 1347
  - Tricyclic Anti Depressants 1348
  - Behavior Therapy 1348
- 27.9 Psychiatric Disorders 1349
  - ICD-11 Classification 1349
  - DSM-V Classification 1349
- 27.10 Organic Mental Disorders 1350
  - Delirium 1350
  - Dementia 1351
  - Amnesia 1351
  - Suicide 1352
- 27.11 Psychiatric Disorders 1352
  - Schizophrenia (SZP) 1352
  - Mood Disorders 1355
- 27.12 Neurotic Disorders/Neuroses 1357
  - Obsessive Compulsive Disorders (OCD) 1357
  - General Adaptation Syndrome (GAS) 1357
  - Personality Disorders 1357
  - Adjustment Disorder 1358
  - Dissociative Disorders 1358
  - Conversion Disorder 1359
  - Post-Traumatic Stress Disorder (PTSD) 1359
  - Phobic Disorders or Phobia 1359
  - Impulse 1360
  - Obsession 1360
  - Affective Types 1360
  - Anxiety Disorders 1360
  - Somatoform Disorders 1361
  - Psychosomatic Disorders 1361
  - Postpartum Mood Disturbances 1361
- 27.13 Eating Disorders 1362
- 27.14 Sexual Disorders 1362
  - Sexual Paraphilia 1362
- 27.15 Substance Abuse 1363
  - Alcoholism 1363
  - Opioid Abuse 1364
  - Drug Dependence 1365
- 27.16 Overdose Syndromes 1366
  - Serotonin Syndrome 1366
  - Anticholinergic Syndrome 1366
  - Defense Mechanisms 1366
- 27.17 Intellect Disability 1367
- 27.18 Legal Aspects/Forensic Psychiatry 1367
  - Acts & Laws 1367
- 27.19 Miscellaneous Topics 1368
  - Most Common in Psychiatry 1368
  - DSM Classification 1368
  - Some Common Terms in Psychiatry 1368
- 27.20 Clinical Vignettes 1369

**CHAPTER 28 Oncology****1375**

- 28.1 General Oncology 1376
  - Cancer Epidemiology 1376
  - Staging and Grading of Tumours 1376
  - Various Plasia in Oncology 1377
  - Prognostic Factors in Cancers 1378
  - Screening 1378
- 28.2 Biopsy for Neoplasms 1379
- 28.3 Oncopathology 1380
  - Tumour Markers 1381
- 28.4 Oncogenesis 1381
  - Tumours A/W Suppressor Gene Inactivation 1382
  - Radiation Induced Cancers 1383
  - Chemical Carcinogenes 1383
  - Cytogenetics & Translocations 1384
  - Protooncogenes &  
Their Expression in Neoplasms 1384
- 28.5 Tumours: Common Points 1385
  - PNET (Primitive Neuro Ectodermal Tumours) 1385
  - NET (Neuro Endocrinal Tumours) 1386
  - GIST 1386
  - Carcinoid Tumours 1386
  - Premalignant Conditions of Cancers 1386
  - Inherited Predisposition to Cancer 1386
- 28.6 Cancer Radiotherapy 1387
  - Imp. form of Radiation 1388
- 28.7 Cancer Chemotherapy 1388
  - Adjuvant & Neoadjuvant Therapy 1388
  - Chemoradiation 1388
  - Regression of Tumours 1388
  - Anti-Cancer Drugs 1388
- 28.8 Other Modes of Cancer T/T 1391
- 28.9 Skin Cancers 1392
  - Melanoma 1393
  - Nevi 1394
  - Kaposi Sarcoma 1394
- 28.10 Brain Tumours 1395
- 28.11 Nerve Sheath Tumours 1396
- 28.12 Spinal Tumours 1397
- 28.13 Eye Tumour 1397
  - Retinoblastoma 1397
- 28.14 Head & Neck Cancers 1398
  - Tumours of Head & Neck Region 1398
  - Salivary Gland Neoplasms 1399
- 28.15 Thyroid Cancers 1399
- 28.16 Mediastinal Tumour 1403
- 28.17 Paraganglioma 1404
- 28.18 Breast Cancer 1404
- 28.19 Tumours of the Heart 1407
- 28.20 Lung Cancers 1407
- 28.21 GIT, Liver & Pancreas 1409
  - Zollinger Elision Syndrome (ZES) 1410
  - Insulinoma 1411
  - GIST 1411
  - Vipoma 1411
  - Carcinoids 1411
  - GI/Colonic Polyps 1411
  - Carcinoma Colon 1414
  - Ca Anal Canal 1415
  - Ca Pancreas 1415



- 28.22 Liver Cancers 1415
  - Hepatocellular Cancer (HCC) 1416
- 28.23 Gallbladder and Bile Ducts 1416
  - Carcinoma GB 1416
  - Cholangiocarcinoma (Bile Duct Cancer) 1420
  - Klatskin Tumour 1420
- 28.24 Tumours of Kidney & Urinary Tract 1420
  - Wilm's Tumour 1420
  - Neuroblastoma 1422
  - Bladder Cancer 1422
- Prostate Cancer 1422
- Testicular Cancer 1423
- 28.25 Bone Tumours 1424
  - Malignant Bone Tumours 1425
  - Benign Bone Tumours 1426
  - Bone Tumors 1428
- 28.26 Soft Tissue Sarcomas 1431
- 28.27 M/C Sites of Metastasis 1432
- 28.28 Paraneoplastic Syndromes 1433
- 28.29 M/C in Oncology 1433
- 28.30 Miscellaneous Sites 1434

**CHAPTER 29 Hematology 1435**

- 29.1 Hematology Basics 1436
  - Sites of Erythropoiesis 1436
  - Stages of RBCs Development 1436
  - Life-Span 1436
  - Characteristic Hematological Changes 1436
- 29.2 Microcytic Hypochromic Anemia 1438
  - Iron Deficiency Anemia (IDA) 1438
  - Pathophysiology & Features of Beta -Thalassemia 1440
  - Thalassemia 1441
  - Sideroblastic Anemia 1441
- 29.3 Hemolytic Anemia 1441
  - Micro-Angiopathic Hemolytic Anemias 1442
  - Hereditary Spherocytosis (HS) 1443
- 29.4 Macrocytic Anemias 1444
- 29.5 Other Anemias 1445
  - Sickle Cell Disease (SCD) 1445
  - Fanconi Anemia 1446
  - Sideroblastic Anemia 1446
- 29.6 Disorder of Bleeding and Coagulation 1447
  - DIC 1447
  - Hus 1447
- 29.7 Platelets Disorders 1448
- 29.8 Coagulation Disorders 1450
  - Von Willebrand Disease (VWD) 1451
- 29.9 Myeloproliferative Disorders 1451
- 29.10 Leukemias 1452
  - ALL 1453
  - AML 1453
  - CLL 1454
  - CML 1454
  - Hairy Cell Leukemia (HCL) 1455
- 29.11 Lymphoma 1455
  - Mycosis Fungoides 1455
  - Hodgkin's Disease (HD or HL) 1455
  - Non-Hodgkin's Lymphomas (NHL) 1456
  - Burkitt's Lymphoma 1456
  - Langerhans Cell Histiocytosis 1457
  - Multiple Myeloma (MM) 1458
- 29.12 Blood Transfusion 1459
  - Clotting Factors 1461
  - Blood Groups 1461
- 29.13 Clinical Vignettes 1462

**CHAPTER 30 Syndromes 1465**

- Brain Stem Syndromes A/W Hemiplegia 1466
- Spinal Cord Transection Syndromes 1466
- 30.1 Some Important Negative Points 1474
- 30.2 Clinical Vignettes 1475
- 30.3 Recent Points 1475

**CHAPTER 31 Miscellaneous 1477**

- 31.1 Useful Mnemonics 1478
- 31.2 Latest Updates 1488
  - Newer Drugs 1488
  - Changes in National Immunization Program 1489
  - Some Other Important Updates 1489
- 31.3 Scientists 1489
- 31.4 Miscellaneous 1490
  - Nobel Prize in Medicine/Physiology 1490
  - Fathers 1490
  - Indications of MRI of Mother during Pregnancy 1490
  - Indications of Fetal Surgery 1490
  - WHO Theme 1490
  - In the News 1490
  - Some Surgical Instruments 1491
  - Pediatric Resuscitation Equipments 1491
  - Pedigree Symbols 1492